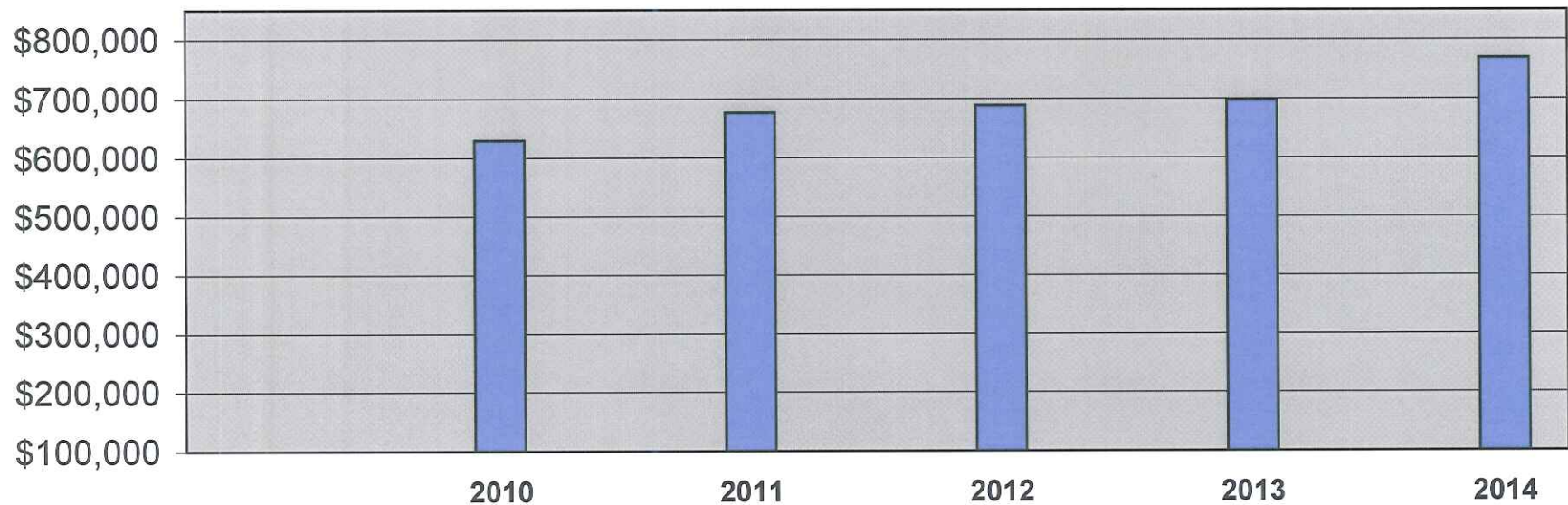


## INDIVIDUAL TAX COLLECTIONS

YEAR	2010	2011	2012	2013	2014
TOTAL COLLECTIONS	<u>\$ 628,993</u>	<u>\$ 675,989</u>	<u>\$ 687,931</u>	<u>\$ 696,696</u>	<u>\$ 768,027</u>
\$ CHG FROM PRIOR YR	\$ (59,285)	\$ 46,996	\$ 11,942	\$ 8,765	\$ 71,331
% CHG FROM PRIOR YR	-8.61%	7.47%	1.77%	1.27%	10.24%

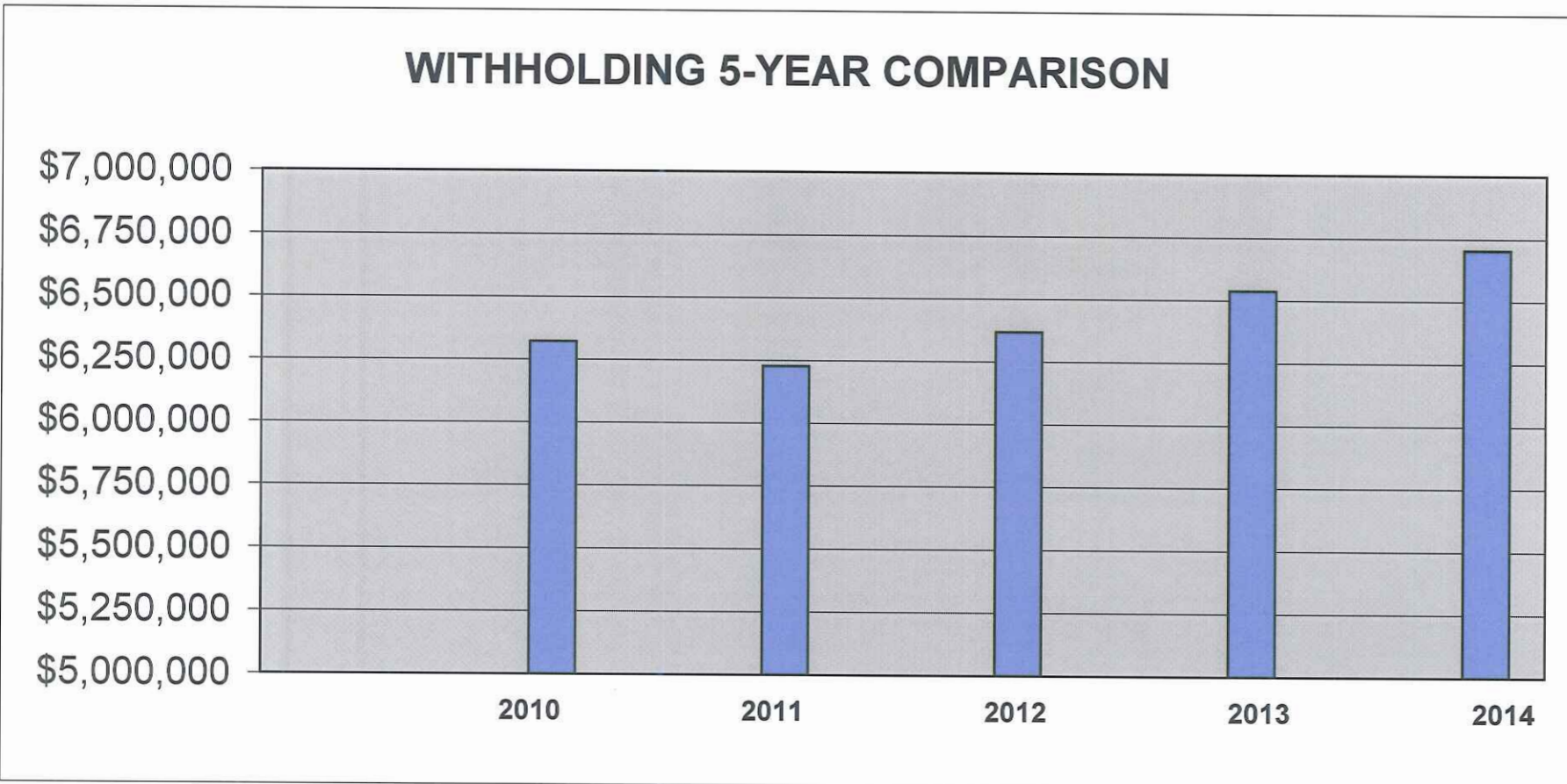
### INDIVIDUAL 5-YEAR COMPARISON



## WITHHOLDING TAX COLLECTIONS

YEAR	2010	2011	2012	2013	2014
TOTAL COLLECTIONS	<u>\$ 6,320,706</u>	<u>\$ 6,226,444</u>	<u>\$ 6,367,881</u>	<u>\$ 6,536,889</u>	<u>\$ 6,702,335</u>
\$ CHG FROM PRIOR YR	\$ 501,126	\$ (94,262)	\$ 141,437	\$ 169,008	\$ 165,446
% CHG FROM PRIOR YR	8.61%	-1.49%	2.27%	2.65%	2.53%

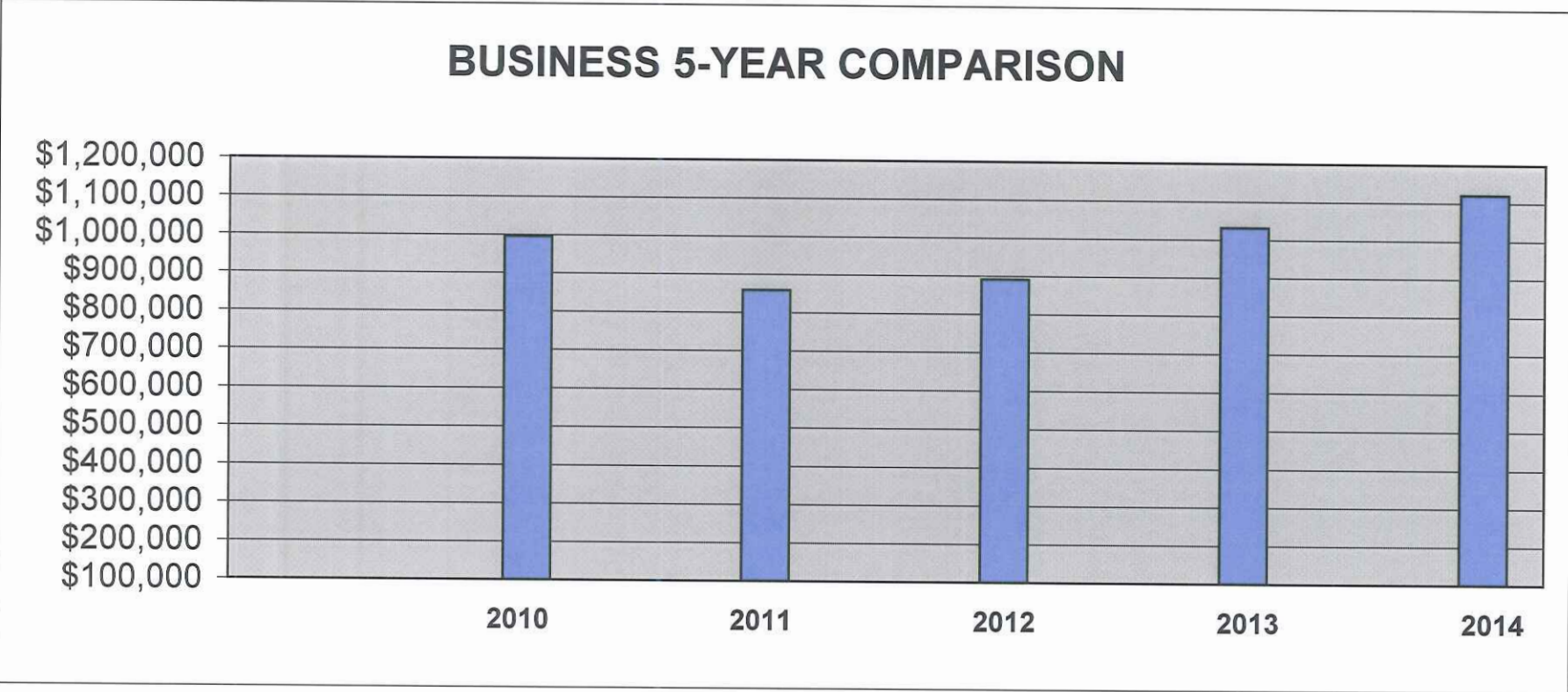
### WITHHOLDING 5-YEAR COMPARISON



# BUSINESS TAX COLLECTIONS

YEAR	2010	2011	2012	2013	2014
TOTAL COLLECTIONS	<u>\$ 995,476</u>	<u>\$ 858,267</u>	<u>\$ 891,700</u>	<u>\$ 1,031,181</u>	<u>\$ 1,120,997</u>
\$ CHG FROM PRIOR YR	\$ 396,736	\$ (137,209)	\$ 33,433	\$ 139,481	\$ 89,816
% CHG FROM PRIOR YR	66.26%	-13.78%	3.90%	15.64%	8.71%

## BUSINESS 5-YEAR COMPARISON



# TOTAL TAX COLLECTIONS

YEAR	2010	2011	2012	2013	2014
TAXES	\$ 7,945,175	\$ 7,760,700	\$ 7,947,512	\$ 8,264,766	\$ 8,591,359
PENALTY & INTEREST	<u>\$ 45,764</u>	<u>\$ 50,347</u>	<u>\$ 75,519</u>	<u>\$ 83,583</u>	<u>\$ 89,965</u>
TOTAL COLLECTIONS	<u>\$ 7,990,939</u>	<u>\$ 7,811,047</u>	<u>\$ 8,023,031</u>	<u>\$ 8,348,349</u>	<u>\$ 8,681,324</u>
\$ CHG FROM PRIOR YR	\$ 832,602	\$ (179,892)	\$ 211,984	\$ 325,318	\$ 332,975
% CHG FROM PRIOR YR	11.63%	-2.25%	2.71%	4.05%	3.99%

